



Quarterly Employment Statistics, Q3:2021

IMPROVING LIVES THROUGH DATA ECOSYSTEMS



stats sa

Department:
Statistics South Africa
REPUBLIC OF SOUTH AFRICA



QES Background

01

QES is an enterprise-based sample survey

02

QES collects information on employing businesses registered for VAT with annual turnover greater than R300 000

03

Samples are drawn from private non-agricultural businesses e.g. factories, offices, stores as well as national, provincial and local government entities

04

Sample size of approximately 20 000 was selected



QES Coverage



* Administrative data from DMR

IMPROVING LIVES THROUGH DATA ECOSYSTEMS



stats sa

Department:
Statistics South Africa
REPUBLIC OF SOUTH AFRICA



QES Variables

Estimates are published on a quarter lag (SDDS)

Number of employees

as at the **last month** of the
reference quarter



*Average monthly
earnings*

for **the middle month** of the
reference quarter

Gross earnings

for the **three months** of the
reference quarter

IMPROVING LIVES THROUGH DATA ECOSYSTEMS



stats sa

Department:
Statistics South Africa
REPUBLIC OF SOUTH AFRICA

Results for Q3:2021



IMPROVING LIVES THROUGH DATA ECOSYSTEMS



stats sa

Department:
Statistics South Africa
REPUBLIC OF SOUTH AFRICA



EMPLOYMENT RESULTS

Number of persons employed
in Q3:2021

9 620 000



There was a quarterly increase of **52 000** jobs (or **0,5%**) in Q3:2021 compared with Q2:2021.



Jobs **increased** by **56 000** (or **0,6%**) in the reference quarter compared with the same quarter of 2020 (Q3:2020).

IMPROVING LIVES THROUGH DATA ECOSYSTEMS



stats sa

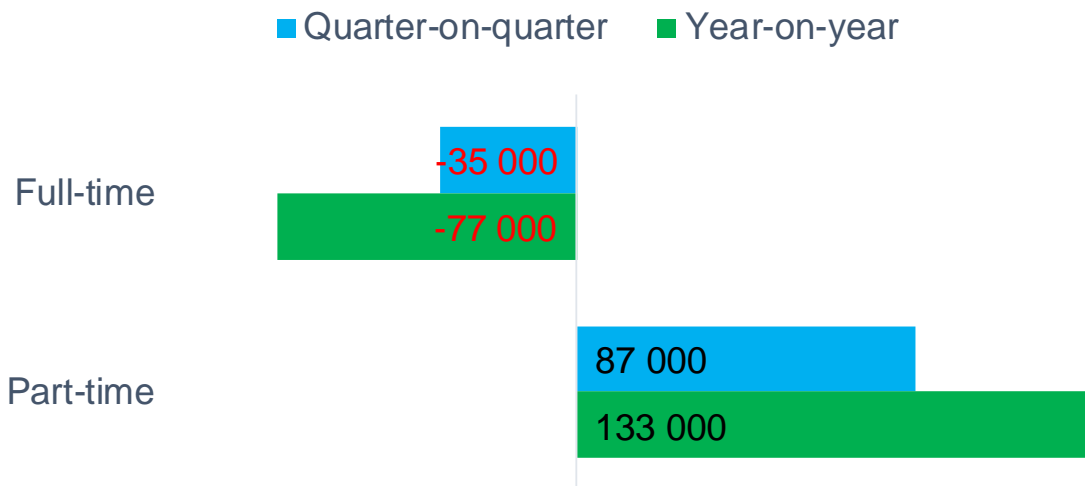
Department:
Statistics South Africa
REPUBLIC OF SOUTH AFRICA



EMPLOYMENT RESULTS

Number of persons employed Full-time: 8 544 000

Number of persons employed Part-time: 1 076 000



Full-time jobs **decreased** quarter-on-quarter by **35 000** and year-on-year full-time jobs **decreased** by **77 000**.

Part-time jobs **increased** quarter-on-quarter by **87 000** and year-on-year part-time jobs **increased** by **133 000**.

There was a quarterly net increase of 52 000 jobs in Q3:2021. Most of the job gains were reported in part-time employment with a net increase of 87 000 whilst full-time jobs decreased by 35 000.

Quarter-on-quarter employment change

Quarter-on-quarter Industry	Number of employees		
	Full-time	Part-time	All employees
Community services	-26 000	89 000	63 000
Mining*	7 000		7 000
Transport	0	1 000	1 000
Electricity	0	0	0
Construction	-3 000	2 000	-1 000
Manufacturing	0	-2 000	-2 000
Business services	-1 000	-2 000	-3 000
Trade	-12 000	-1 000	-13 000
Total	-35 000	87 000	52 000

*Data for mining industry is not available separately for part-time



Year-on-year QES reported a net gain of 56 000 in employment in Q3:2021 compared with Q3:2020.

Year-on-year employment change

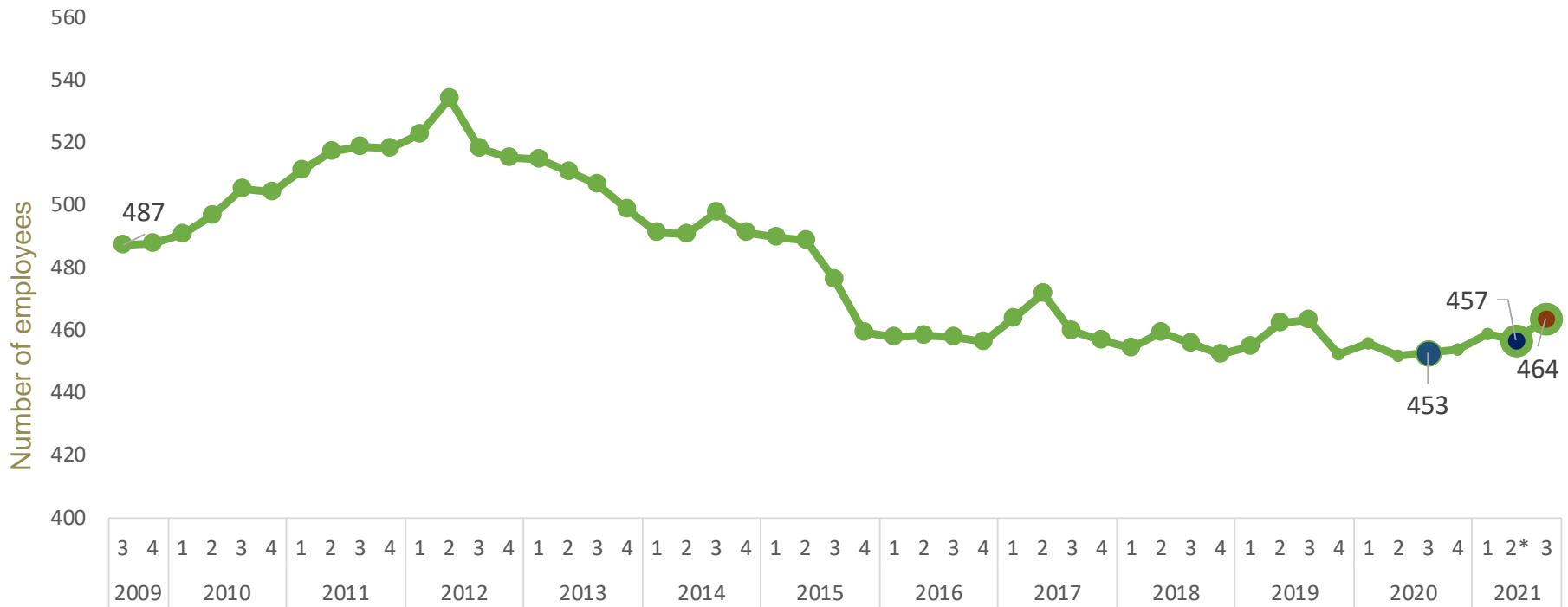
Year-on-year Industry	Number of employees		
	Full-time	Part-time	All employees
Community services	-8 000	108 000	100 000
Mining*	11 000		11 000
Trade	-8 000	12 000	4 000
Transport	-1 000	3 000	2 000
Electricity	-1 000	0	-1 000
Business services	-16 000	13 000	-3 000
Manufacturing	-23 000	-2 000	-25 000
Construction	-31 000	-1 000	-32 000
Total	-77 000	133 000	56 000

*Data for mining industry is not available separately for part-time



The mining industry reported net increase of **7 000** jobs in the third quarter of 2021.

Year-on-year the industry increased by **11 000** when comparing Q3:2020 with Q3:2021.



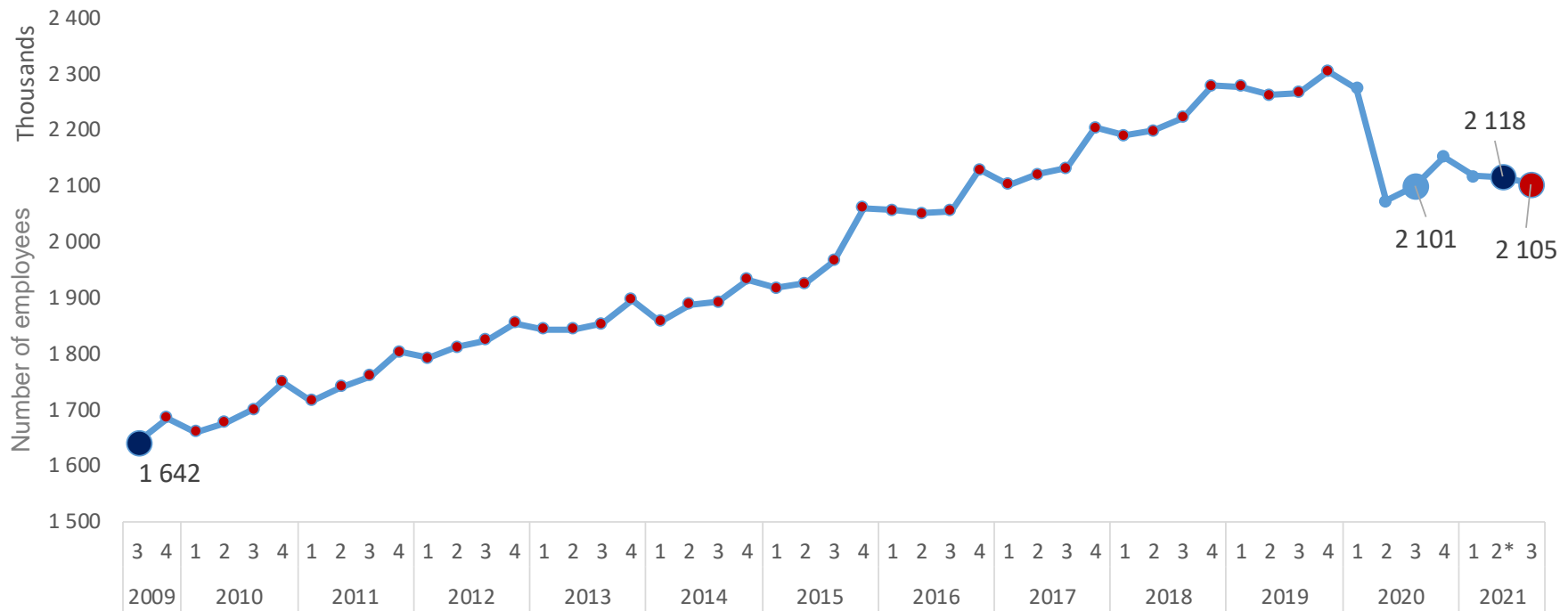
* Revised estimates



The trade industry reported net loss of **13 000** jobs in the third quarter of 2021 compared to Q2:2021.

Year-on-year the industry **gained 4 000** jobs compared with same quarter of 2020.

Trade industry, Q3:2009 to Q3:2021

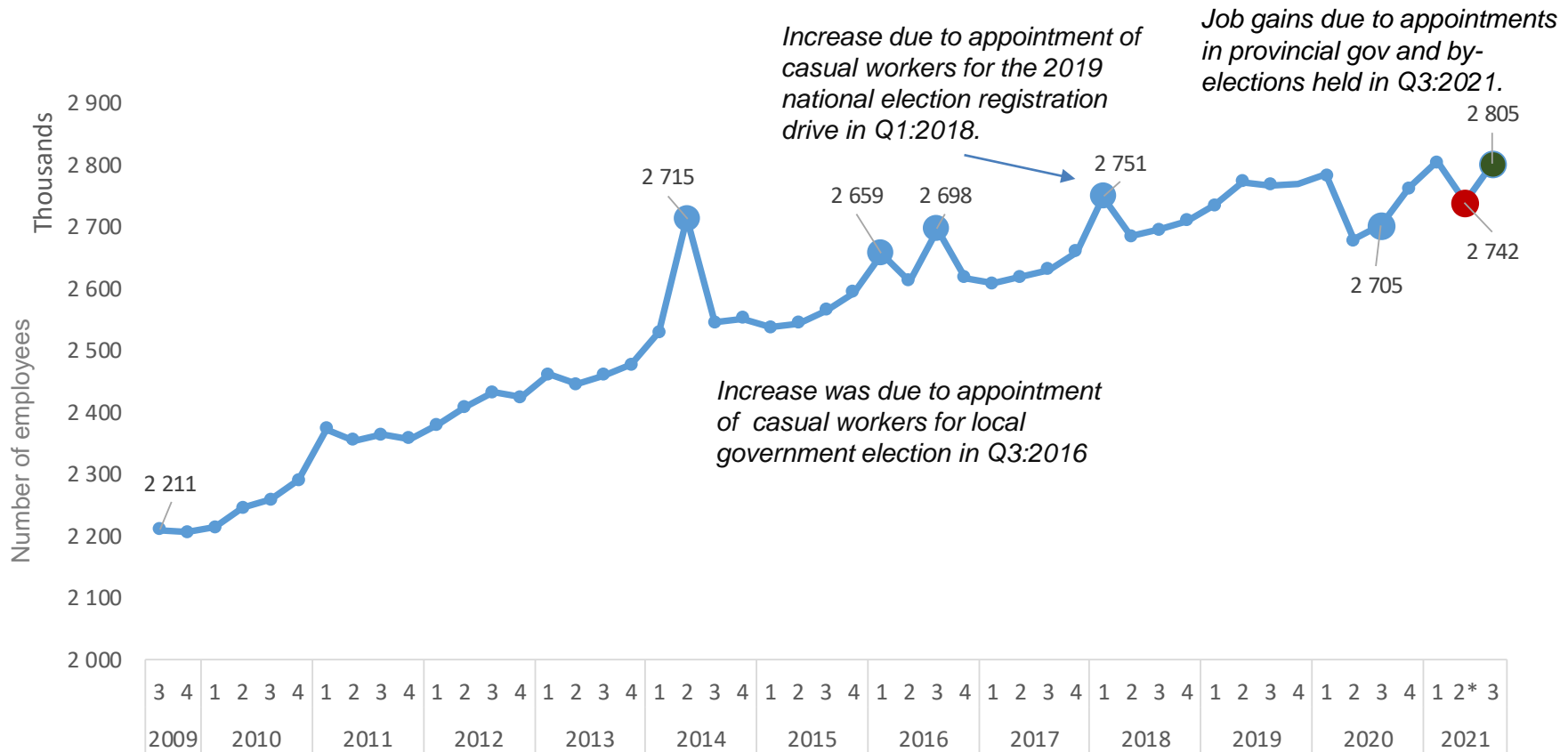


* Revised estimates



The community services industry reported a net gain of **63 000** jobs in the third quarter compared to Q2:2021.

Year-on-year the industry **increased** by **100 000** jobs compared with same quarter of the previous year (i.e. Q3:2020).

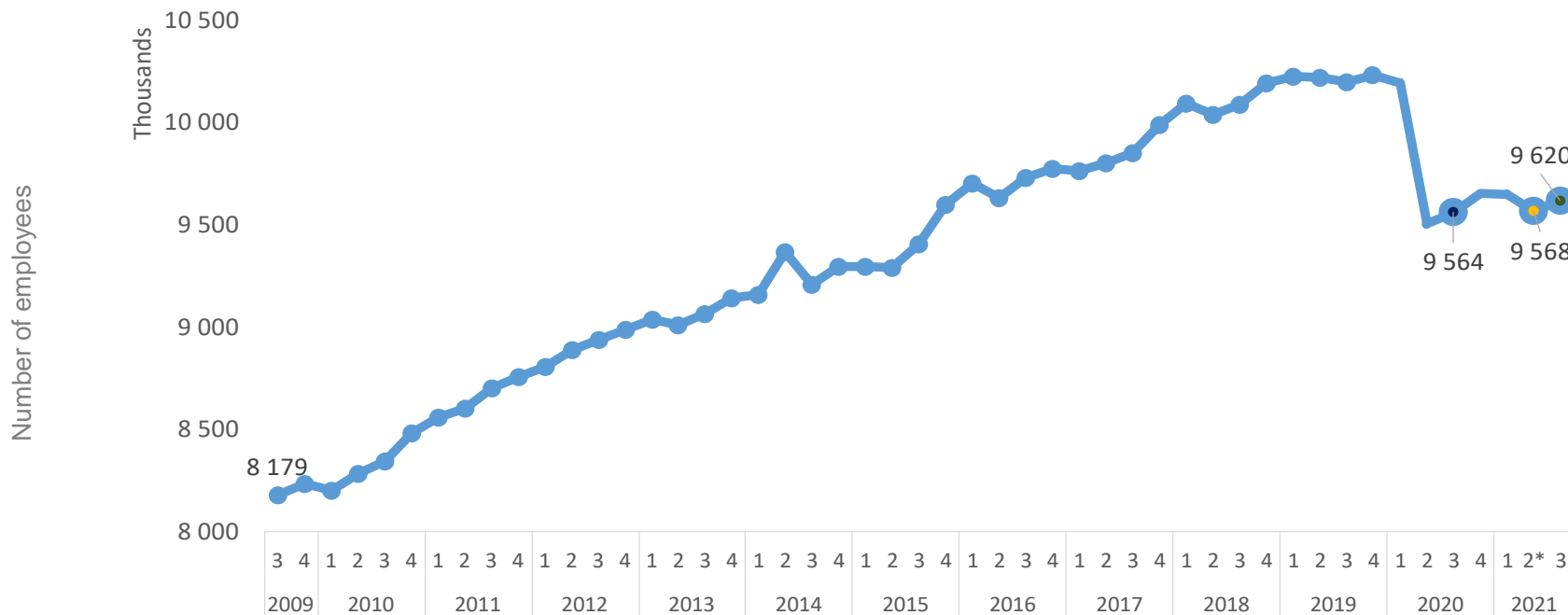


* Revised estimates



The total number of persons employed increased by **52 000** from **9 568 000** in Q2:2021 to **9 620 000** in Q3:2021.

Year-on-year total employment increased by **56 000** compared with same quarter of the previous year (i.e. Q3:2020).



* Revised estimates

Gross Earnings increased by **R25,9** billion to **R746,8** billion in Q3:2021

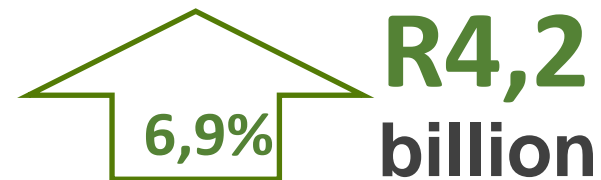
Basic salary/wages

R681,5bn



Bonus and overtime payments

R65,3bn



Gross earnings increased by **R25,9 billion** (or **3,6%**) in the third quarter of 2021 compared to Q2:2021. Increases in gross earnings were due to increases in basic salaries/wages by **R21,7 billion** and bonuses & overtime payments by **R4,2 billion**.

Quarter-on-quarter changes in gross earnings

Quarter-on-quarter Industry	Gross earnings (R' 000)		
	Basic Salary/Wages	Bonus & Overtime Payments	Total Gross Earnings
Community services	14 484 000	-504 000	13 980 000
Business services	2 174 000	7 615 000	9 789 000
Mining*	2 980 000		2 980 000
Construction	1 658 000	-269 000	1 389 000
Manufacturing	445 000	630 000	1 075 000
Trade	-93 000	81 000	-12 000
Electricity	-8 000	-387 000	-395 000
Transport	95 000	-2 965 000	-2 870 000
Total	21 735 000	4 201 000	25 936 000

**Data for mining industry is not available separately for bonuses & overtime payments*



Year-on-year gross earnings increased by **R66,2** billion (or **9,7%**). Increases was due to basic salary payments made by **R49,7** billion and bonus and overtime payments by **R16,5** billion.

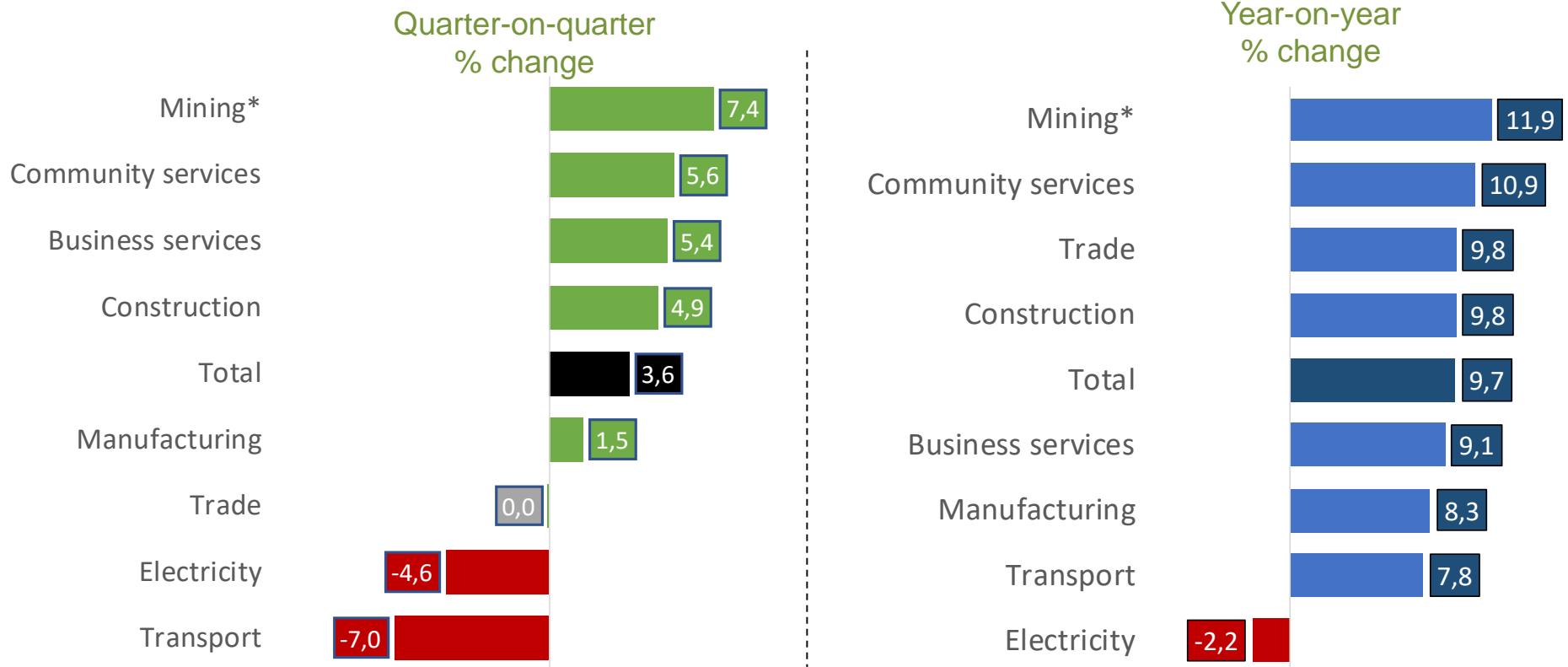
Year-on-year changes in Gross Earnings

Year-on-year Industry	Gross earnings (R' 000)		
	Basic Salary/Wages	Bonus & Overtime Payments	Total Gross Earnings
Community services	23 781 000	2 044 000	25 825 000
Business services	6 928 000	9 181 000	16 109 000
Trade	6 720 000	2 348 000	9 068 000
Manufacturing	2 887 000	2 551 000	5 438 000
Mining*	4 572 000		4 572 000
Transport	2 420 000	363 000	2 783 000
Construction	2 500 000	138 000	2 638 000
Electricity	-88 000	-97 000	-185 000
Total	49 720 000	16 528 000	66 248 000

**Data for mining industry is not available separately for bonuses & overtime payments*



There was a quarterly increase of **R25,9** billion in gross earnings in the third quarter of 2021 compared to Q2:2021. Year-on-year earnings increased by **9,7%** in the third quarter of 2021 compared with same quarter of the previous year.



* Administrative data from DMR

IMPROVING LIVES THROUGH DATA ECOSYSTEMS



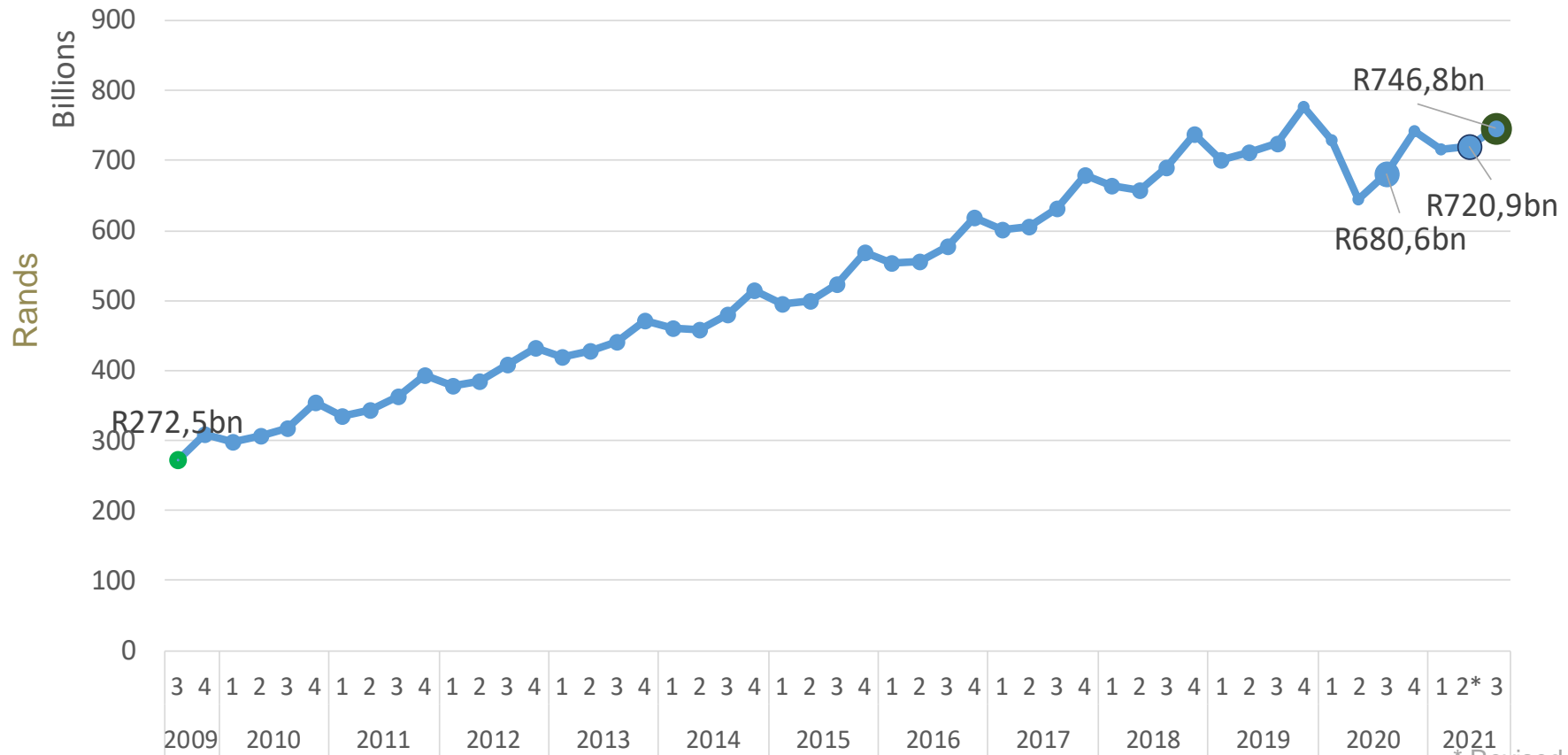
stats sa

Department:
Statistics South Africa
REPUBLIC OF SOUTH AFRICA



The total gross earnings paid to employees increased by **R25,9** billion from **R720,9** billion in Q2:2021 to **R746,8** billion in Q3:2021.

Year-on-year gross earnings increased by **R66,2** billion compared with the same quarter of the previous year (i.e. 2020:Q3)



* Revised estimates





Average Monthly Earnings (AME) August 2021

IMPROVING LIVES THROUGH DATA ECOSYSTEMS



stats sa

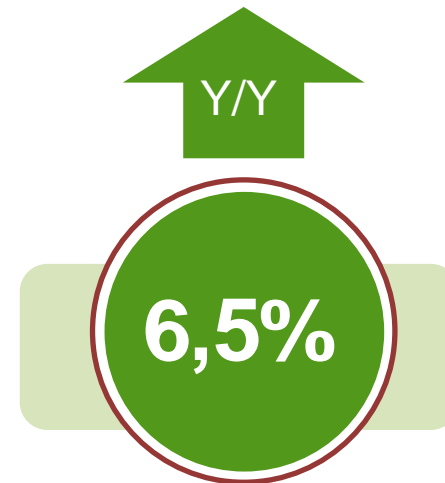

Department:
Statistics South Africa
REPUBLIC OF SOUTH AFRICA



AME including bonuses and overtime payments **increased** by **1,6%** from **R23 681** in May 2021 to **R24 051** in August 2021.
Year-on-year AME increased by **6,5%**.

Average monthly earnings (AME)

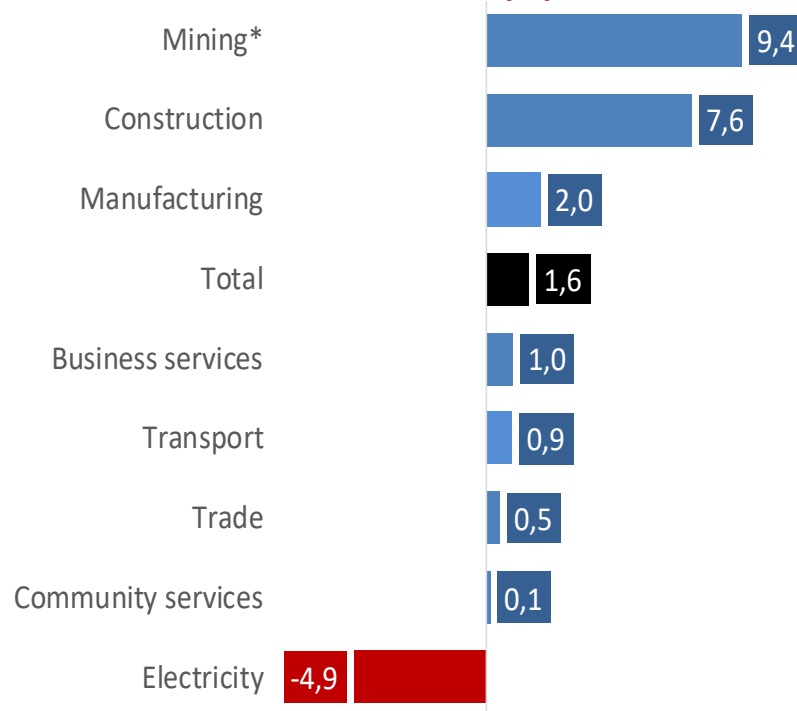
R24 051



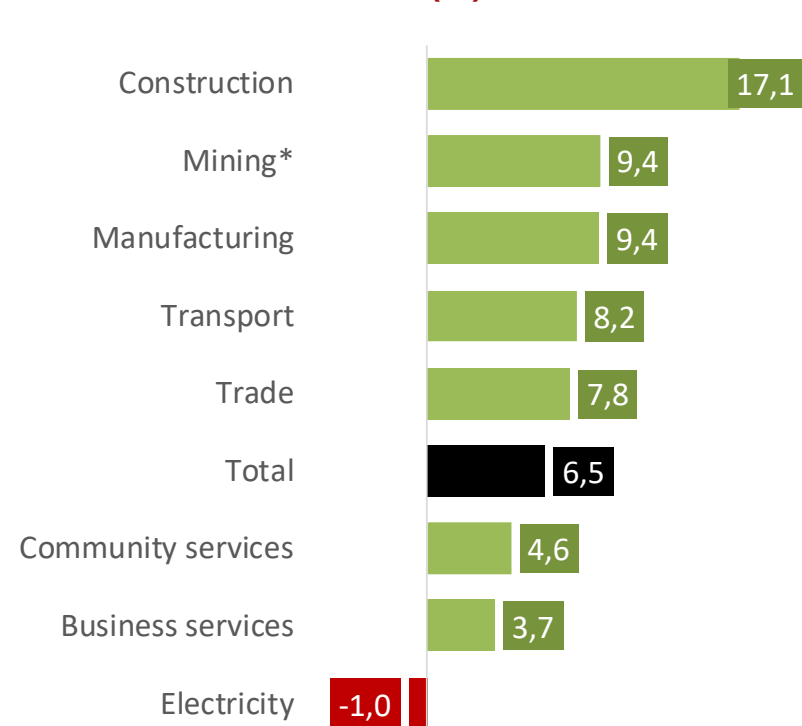
Seven out of eight industries reported **increases** in average monthly earnings in the third quarter compared with Q2:2021. Three industries increased above industry average of **1,6%** quarter-on-quarter.

Year-on-year the construction industry reported an **increase** of **17,1%** in AME while the electricity industry declined by **1,0%**.

Quarter-on-quarter (%)



Year-on-year (%)



* Administrative data from DMR

IMPROVING LIVES THROUGH DATA ECOSYSTEMS

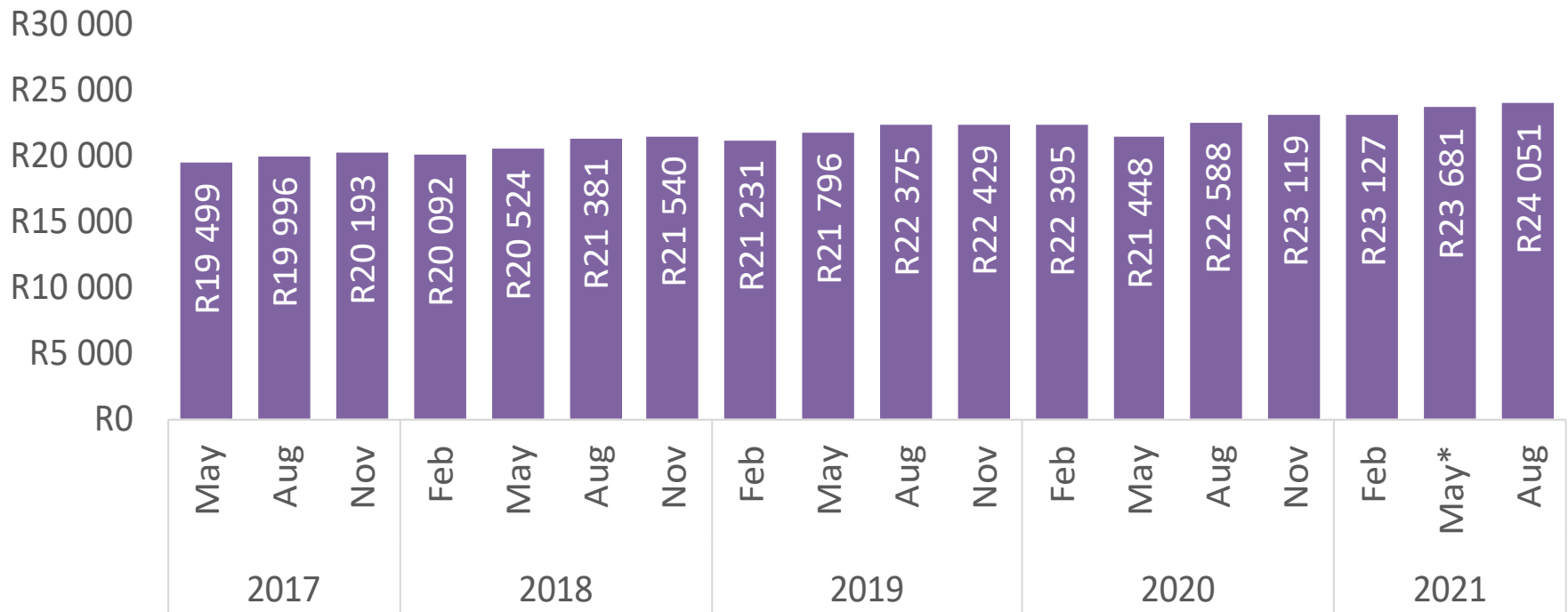


stats sa

Department:
Statistics South Africa
REPUBLIC OF SOUTH AFRICA



Average monthly earnings were measured at **R24 051** in the formal non-agricultural sector of the economy in August 2021.



* Revised estimates



Recap

QES
Q3:2021

Number of employees



Number of employees **increased** by **52 000** Q/Q & **increased** by **56 000** Y/Y

Full time jobs



Full-time jobs **decreased** by **35 000** Q/Q & **decreased** by **77 000** Y/Y

Part time jobs



Part-time jobs **increased** by **87 000** Q/Q and Y/Y gained by **133 000**

Gross earnings



Gross earnings **increased** by **R25,9** billion Q/Q & **increased** by **R66,2** billion Y/Y

Bonus and overtime



Bonus and overtime payments **increased** by **R4,2** billion Q/Q & **increased** by **R16,5** billion Y/Y

Average monthly earnings



Average monthly earnings **increased** by **1,6%** Q/Q & **increased** by **6,5%** Y/Y

IMPROVING LIVES THROUGH DATA ECOSYSTEMS



stats sa

Department:
Statistics South Africa
REPUBLIC OF SOUTH AFRICA



Ndzi Hela Kwala



IMPROVING LIVES THROUGH DATA ECOSYSTEMS



stats sa

Department:
Statistics South Africa
REPUBLIC OF SOUTH AFRICA

